



TRISECTOR HEXABAND 2x 790-960 MHz, 4x 1710-2170 MHz

- Compact Antenna
- Diameter 635 mm
- External RET available

RF Electrical specifications*

Frequency Range (MHz)		790-960	1710-2170
Cluster Name		R1 // R2	B1 // B2 // B3 // B4
Gain (dBi)	Average	14,5	14,8
Azimuth Beamwidth (deg)	Average	68,6	60,0
Elevation Beamwidth (deg)	Average	15,2	12,6
First Upper Sidelobe level		18	17
Cross Polar Discrimination at Boresight (dB)		>15	>23
Front to Back Ratio total power $\pm 30^\circ$ (dB)		>25	> 25
Cross Polar Isolation (dB)		> 30	> 30
Interband isolation (dB)		> 30	
Polarization (deg)		± 45	
Electrical Downtilt (deg)		2–10	
Impedance (Ω)		50	
VSWR		< 1.5:1	
PIM, 2x43dB (dB)		< -150	
Max. Effective Power per Port (W)		300	

* All specifications are subject to change without notice. Refer to TELNET for the most current information.



Mechanical specifications

Antenna Dimensions: Height/Diameter (mm)	1470 + 300 x 635
Packing Size: Height/Width/Depth (mm)	1891 x 751 x 757
Net Weight (kg)	137
Shipping Weight (kg)	153
Connector Quantity	36 (3x12)
Connector Type	7/16 or 4.3-10 female connectors
Connector Position	Bottom
Survival wind speed (km/h)	200
Azimuth (Full antenna / Per Sector)	± 50° / ± 0°
Radome Material	Fiber glass + polyester
Radome Colour	RAL9018
Mechanical Distance between Mounting Points - Antenna	N/A
Mechanical Distance between Mounting Points - Pole	N/A
Lightning Protection	DC grounded

TELNET RET

RET Type	External
Actuator standalone size: Height / Width / Depth (mm)	110 x 60 x 60
Actuator installed size: Height / Width / Depth (mm)	110 x 60 x 60
Working temperature range (°C)	-33 – 70
Power consumption (W)	1 – 10
Loss of position on power failure	False
Compatible standards	3GPP/AISG 2.0
Configuration management	External RET, pre-configured.
Antenna configuration file availability	True
Antenna configuration file upgradability	Yes, by base station and proprietary portable controller
Software upgradability	Yes, by portable controller only.
Replaceability in field	Yes, without removing antenna.
Visual indicator available on tilt change	True
Daisy chain available	True


Ordering codes

CODE	RET	4.3-10 or 7/16 connectors
TNA690A20R:	RET included	7/16
TNA690A20:	Without RET	7/16
TNA690A20R001:	RET included	4.3-10
TNA690A200001:	Without RET	4.3-10




RET Cabling recommendations:


Internal cabling for daisy chain connexion between RETS

Telnet cable code	TNR211050	
Connector 1	IEC 60130-9, female right angle connector	
Connector 2	IEC 60130-9, male right angle connector	
Length	500 mm	

Cabling between RETs and BTS/RRU: Option 1

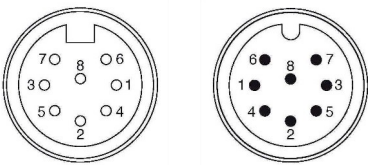
Telnet cable code	TNR212xxx (where xxx is the length of the cable)	
Connector 1	IEC 60130-9, female right angle connector	
Connector 2	IEC 60130-9, male connector	
Length	From 1m to 150m	

Cabling between RETs and BTS/RRU: Option 2

Telnet cable code	TNR215xxx (where xxx is the length of the cable)	
Connector 1	IEC 60130-9, female connector	
Connector 2	IEC 60130-9, male connector	
Length	From 1m to 150m	

Pin assignment

1	Not connected
2	Not connected
3	RS485 B
4	Not connected
5	RS485 A
6	+10V - +30V DC
7	DC Return
8	Not connected



Contact Information

TELNET Redes Inteligentes Headquarters

Polígono Industrial Centrovía
c/ Buenos Aires, 18
50198 La Muela, Zaragoza
España
Tel: (+34) 976 14 18 00
Fax: (+34) 976 14 18 10
telnet@telnet-ri.es

Commercial office in Madrid

Avda. Menéndez Pelayo, 85 - 1º A
28007 Madrid
España
Tel: (+34) 91 434 39 92
Fax: (+34) 91 434 40 84

Subsidiary in Portugal

NETIBERTEL
Av. Fontes Pereira de Melo, 35 - 14ºD
1050-118 Lisboa
Portugal
comercial.pt@telnet-ri.es