

MULTIBEAM 5x 1710-2690 MHz

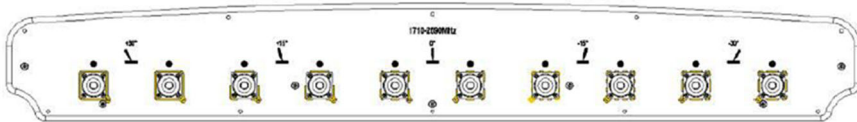
- Panel Antenna
- 5 beams
- Fixed Electrical Tilt: 6°

RF Electrical specifications*

Frequency Range (MHz)	1710-1880 1920-2170 2490-2690															
Cluster Name	Y1			Y2			Y3			Y4			Y5			
Gain (dBi)	Mid tilt	19,5	20,5	19,8	20,5	21,0	20,9	20,5	21,0	20,9	20,5	21,2	21,0	19,5	20,3	20,0
	Over all Tilts:															
	Average	19,3	20,1	19,5	20,2	20,8	20,8	20,2	20,7	20,7	20,2	21,0	20,9	19,2	20,0	19,8
	Tolerance	1,2	0,5	0,8	1,2	0,8	0,8	1,2	0,8	0,8	1,2	0,8	0,8	1,2	0,8	0,8
Azimuth Beamwidth (deg)	Average	12,1	11,0	9,0	11,0	10,2	8,5	10,8	9,5	8,0	10,5	9,8	8,2	12,2	11,0	9,0
	Tolerance	2,0	1,2	0,8	1,2	1,2	0,5	1,5	1,2	0,5	1,2	1,2	0,5	1,2	1,2	0,5
Horizontal Beam Pointing (°)		35	32	26	17	15	12	0	0	0	-17	-16	-12	-36	-33	-26
Elevation Beamwidth (deg)	Average	18,2	16,3	12,1	15,5	14,0	11,5	15,2	13,8	11,2	15,4	14,0	11,5	18,5	16,2	12,8
	Tolerance	2,5	2,5	0,6	2,5	2,5	0,5	2,5	1,5	0,5	2,5	2,5	0,5	2,5	2,5	0,8
First Upper Sidelobe level		>20	>20	>20	>20	>20	>20	>20	>20	>20	>20	>20	>20	>20	>20	>20
Front to Back Ratio total power ±30° (dB)		>34	>32	>30	>34	>32	>30	>34	>32	>30	>34	>32	>30	>34	>32	>30
Cross Polar Discrimination at Boresight (dB)		>17	>17	>17	>17	>17	>17	>17	>17	>17	>17	>17	>17	>15	>17	>15
Electrical Downtilt (° fixed)		6			6			6			6			6		
Cross Polar Isolation (dB)		>25			>25			>25			>25			>25		
Interband isolation (dB)		>16			>16			>16			>16			>16		
Polarization (deg)		±45			±45			±45			±45			±45		
Impedance (Ω)		50			50			50			50			50		
VSWR		< 1.5:1			< 1.5:1			< 1.5:1			< 1.5:1			< 1.5:1		
PIM, 2x43dBm (dBc)		< -150			< -150			< -150			< -150			< -150		
Max. Effective Power per Port (W)		200			200			200			200			200		

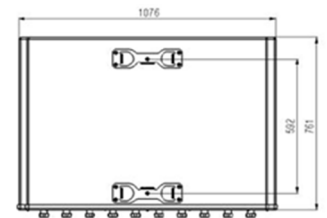

* All specifications are subject to change without notice. Refer to TELNET for the most current information.

* All specifications are based on NGMN recommendations on Base Station Antenna Standards (BASTA).



Mechanical specifications

Antenna Dimensions: Height/Width/Depth (mm)	761 x 1076 x 136
Packing Size: Height/Width/Depth (mm)	909 x 1199 x 237
Net Weight (kg)	31,5
Shipping Weight (kg)	43,5
Connector Quantity	10
Connector Type	4.3-10 female connectors
Connector Position	Bottom
Wind Load Frontal (N @ 150 KMH)	1349
Wind Load Lateral (N @ 150 KMH)	47
Wind Load Rear (N @ 150 KMH)	1147
Survival wind speed (km/h)	200
Azimuth (Full antenna / Per Sector)	N/A
Radome Material	Fiber glass
Radome Colour	Light grey
Mechanical Distance between Mounting Points - Antenna	N/A
Mechanical Distance between Mounting Points - Pole	N/A
Lightning Protection	DC Ground



Contact Information

TELNET Redes Inteligentes Headquarters

Industrial Estate Centrovía
18 Buenos Aires St.
50198 La Muela, Zaragoza, Spain
Phone: (+34) 976 14 18 00
Fax: (+34) 976 14 18 10
telnet@telnet-ri.es

Commercial Office in Portugal NETIBERTEL

16 Fontes Pereira de Melo Avenue
Galeria Sottomayor, 1050 -121 Lisbon, Portugal
comercial.pt@telnet-ri.es

Commercial Office in Mexico

TELNET Azteca
Darwin 74, 3 floor, Col. Anzures
Del. Miguel Hidalgo C.P. 11590
Mexico
comercial.mexico@telnet-ri.es

www.telnet-ri.es